

IMPORTANT INFORMATION

- Fence height is measured from grade and includes retaining walls, posts, lattice, etc.
- Your fence must be located either on or within your property lines so it is important to locate your property lines in advance with the help of an Alberta Land Surveyor.
- The Town does not regulate the sharing of costs or location of fencing between property owners.
- Fences cannot be electrified or include barbed wire.

REMINDER

For your safety, we strongly encourage that you have your utilities located for free by contacting **Utility Safety Partners (Alberta One-Call)** at **1-800-242-3447** or **utilitysafety.ca** before digging.



**Click
Before
You Dig**

QUESTIONS?

More information is available on our website at
www.westlock.ca/home-improvement
or by scanning the QR code below.



Planning & Development staff can also assist you with any questions you may have:



CALL
780-349-4444



EMAIL
planning@westlock.ca



IN-PERSON
10003-106 Street,
Westlock, AB
**Appointment recommended*



Note: This brochure is a general guide only. Additional information may be required.






BUILDING A FENCE

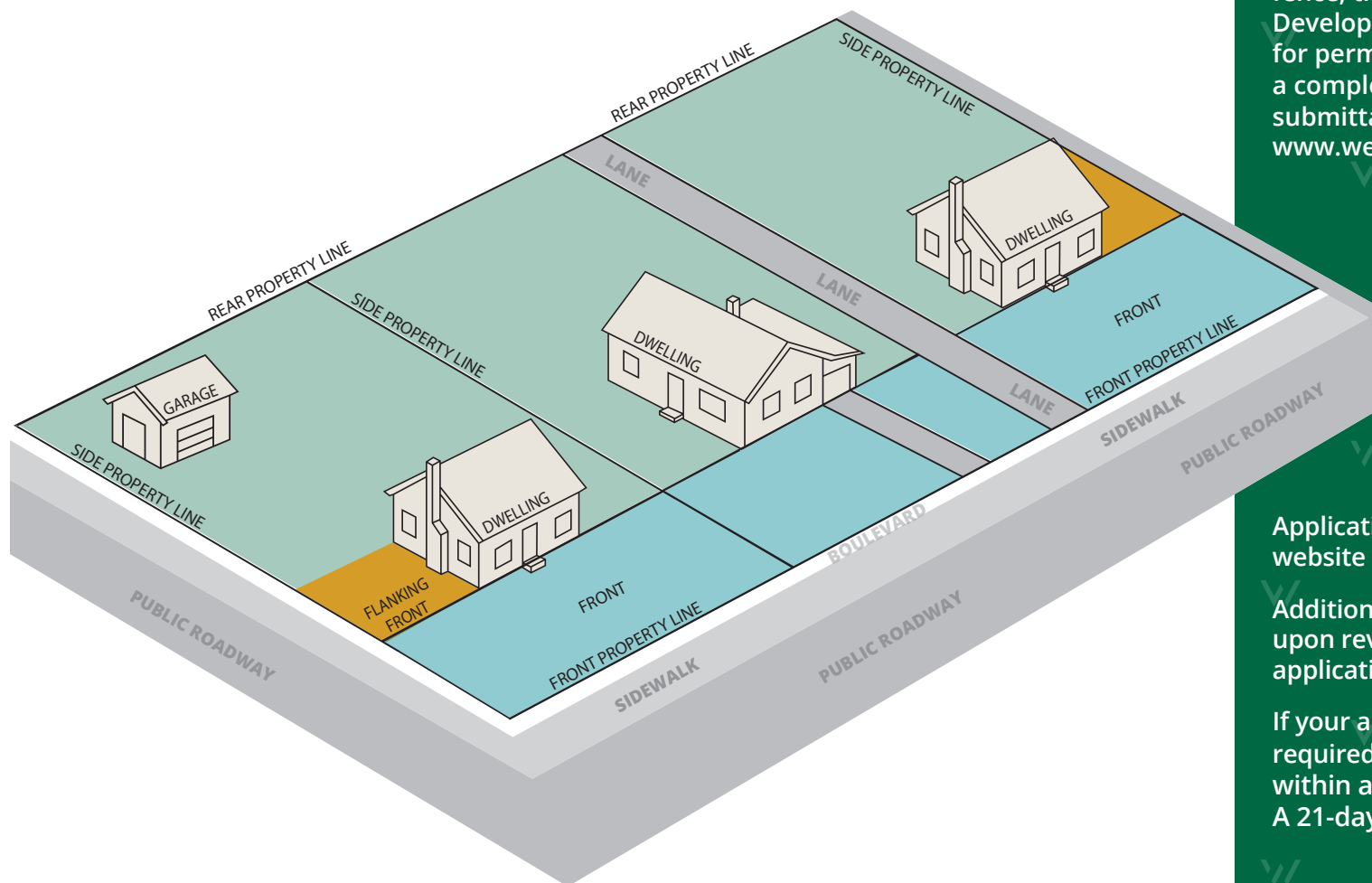


**FREQUENTLY
ASKED
QUESTIONS**

HOW HIGH CAN I BUILD A FENCE?

The maximum height you can build a fence without a permit depends on its location on your property. Typically, a fence can be as tall as 1.0m (3.3ft) in your front yard and 2.0m (6.6ft) in your rear yard. Please note that corner lots have different requirements to ensure the safety of pedestrian and vehicle traffic. If your property is a corner lot, we suggest you consult Planning & Development Staff prior to installing your fence.

-  Fence no higher than 1.0m (3.3 ft)
-  Fence no higher than 1.0m (3.3 ft)
-  Fence no higher than 2.0m (6.6 ft)



DO I NEED A PERMIT?

Fences that comply with the requirements of the Town's Land Use Bylaw do not require permits.

If you wish to build a fence or privacy wall that exceeds the maximum heights set by the Land Use Bylaw, a Development Permit for a variance would be required and may require approval from the Town's Municipal Planning Commission

HOW DO I APPLY?

Should you wish to build an over-height fence, the first step would be to apply for a Development Permit for a variance. To apply for permits for your over-height fence, submit a complete application with all required submittals or apply through our e-portal www.westlock.ca/epermitting-portal.

- ☐ Completed application form
- ☐ Application fee
- ☐ Site plan (can be hand-drawn if legible) showing:
 - The proposed location and height of the fence
 - Your property lines and any existing buildings on your property

Application forms are available on the Town's website or at the Town Office.

Additional information may be requested upon review, depending on the nature of your application.

If your application is approved, we are required to notify adjacent property owners within a 50m (164ft) radius of your property. A 21-day appeal period applies.